

The Aging of the HIV Epidemic in San Francisco: 2006 to 2018

New HIV Infections in Older Adults & Number of Older Adults Living with HIV

Prepared by:
Sydney E Bornstein and
Stephen Karpiak PhD
National Resource Center on HIV and Aging at GMHC

All data derived from San Francisco Department of Public Health HIV Epidemiology Annual Reports



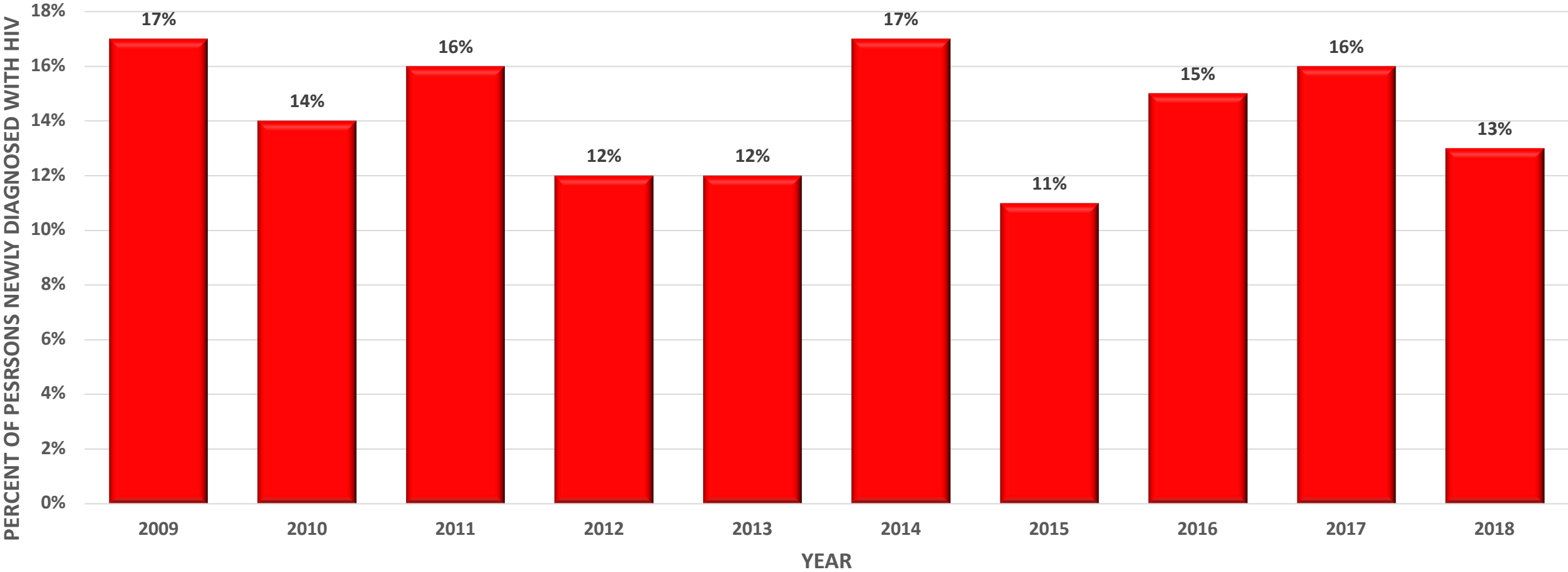
NUMBER OF PERSONS NEWLY DIAGNOSED WITH HIV AGE 50 AND OLDER IN SAN FRANCISCO, 2009-2018



Source: San Francisco Department of Public Health. HIV Epidemiology Annual Report 2018



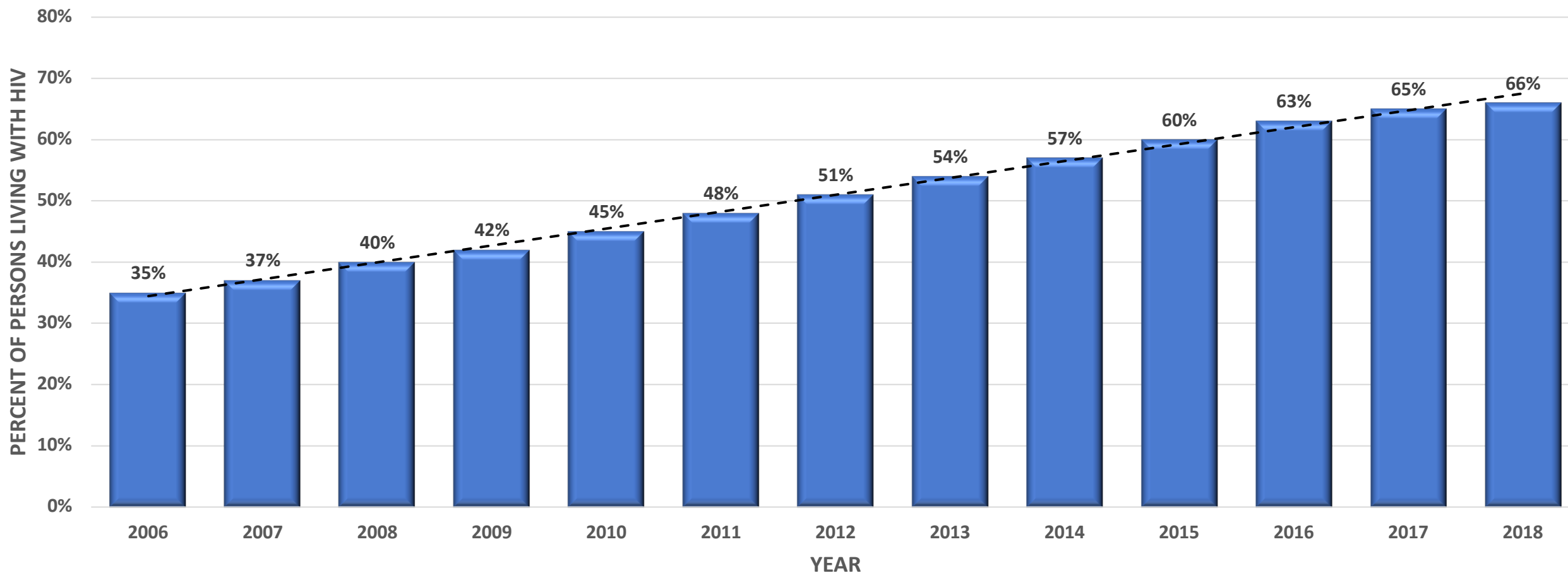
PERCENTAGE OF PERSONS NEWLY DIAGNOSED WITH HIV AGE 50 AND OLDER IN SAN FRANCISCO, 2009-2018



Source: San Francisco Department of Public Health. HIV Epidemiology Annual Report 2018



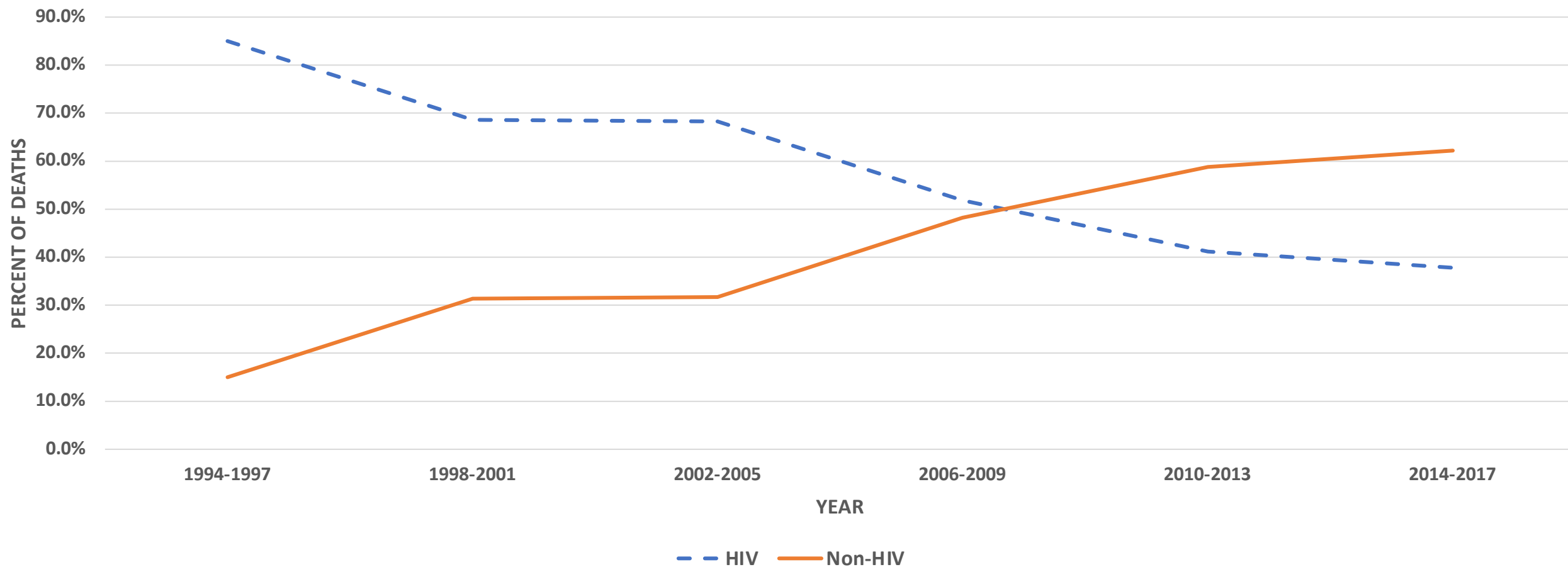
PERCENTAGE OF PERSONS LIVING WITH HIV AGE 50 AND OLDER IN SAN FRANCISCO, 2006-2018



Sources: San Francisco Department of Public Health. HIV/AIDS Epidemiology Annual Report 2008, San Francisco Department of Public Health. HIV/AIDS Epidemiology Annual Report 2012, and San Francisco Department of Public Health. HIV Epidemiology Annual Report 2018



PERCENTAGE OF DEATHS ATTRIBUTED TO HIV AND NON-HIV CAUSES AMONG PERSONS DIAGNOSED WITH HIV IN SAN FRANCISCO, 1994-2017



Sources: San Francisco Department of Public Health. HIV/AIDS Epidemiology Annual Report 2007, and San Francisco Department of Public Health. HIV Epidemiology Annual Report 2017

